



Introducing the Flex Client app



Innovating temporary staffing through speed, quality and choice

Designed with you in mind



Instant access



Publish and fill jobs at speed

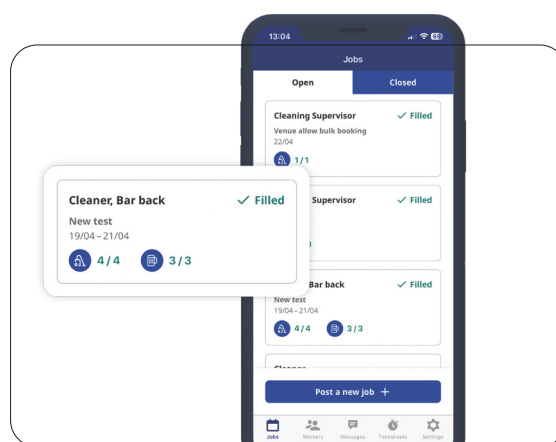
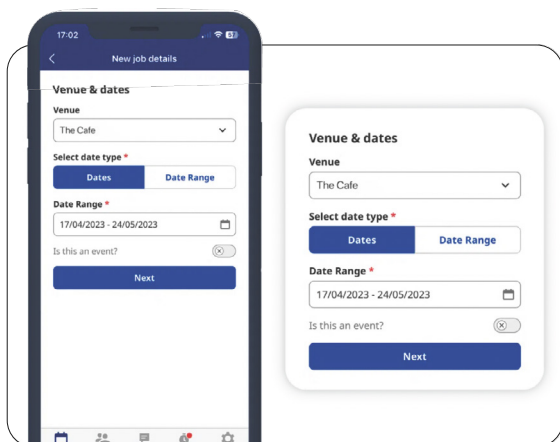


Workforce continuity



Knowledge, expertise and resources

How it works

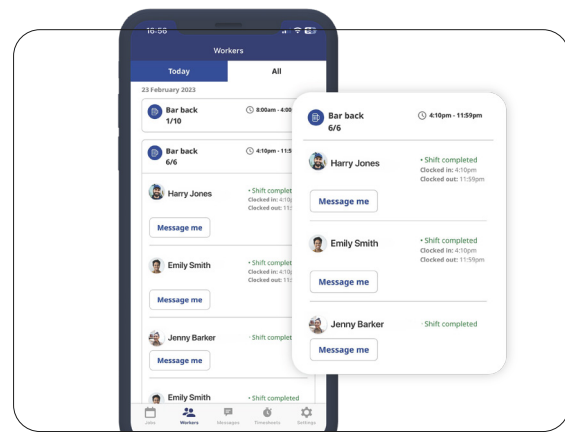
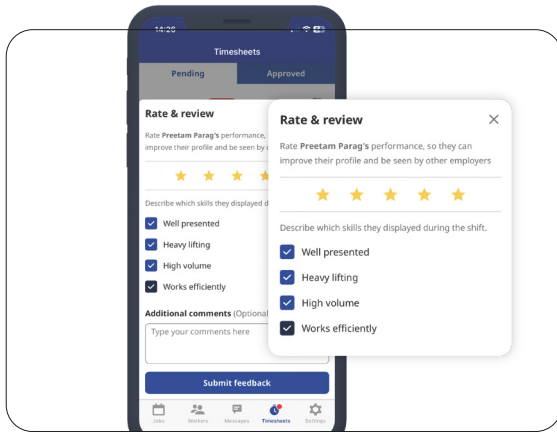


Post jobs on the go

Use your saved templates to post a job. Get instant access and choose from a local marketplace of verified, high-quality, committed Flexers.

View and manage your existing shifts

Overcome last-minute fulfillment demands at speed through our flexible, responsive workforce.



Approve timesheets and rate individual workers

Discover, reward, and retain your best workers. Add 5-star Flexers to your worker pool to make sure they're the first to be offered your next shifts.

Instant worker updates

Access the Workers tab to see who has booked onto jobs. View who has clocked in and out and at what time. Get live shift data.

How to get started

1. Go to your mobile smart device's app store
2. Download the **Flex Client Mobile App**
3. Open the app and log in using your Indeed Flex email and password
4. **Any Feedback?** Access the **Feedback Form** under **Settings** to let us know or reach out to your Indeed Flex representative directly

You can also follow these links...



Google Play Store



App store